

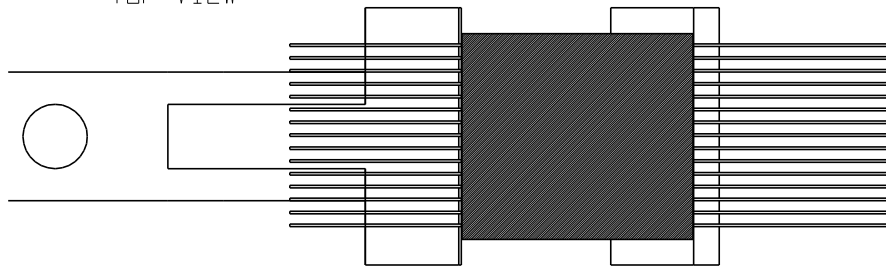
fancort industries, inc

31 FAIRFIELD PLACE, WEST CALDWELL NJ 07006

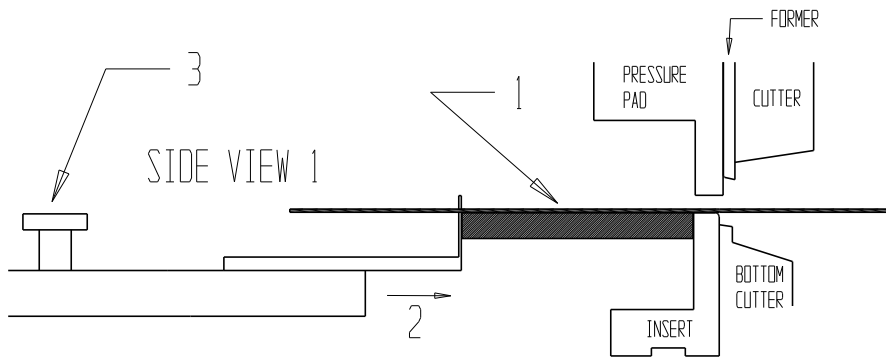
973-575-0610

TOLERANCES U. O. S.	DESCRIPTION BOTTOM BRAZE SET UP					
DECIMAL .XXXX +.0002 -.0002	DATE 12/12/08	DRAWN BY BC		SCALE APPROVED BY		
DECIMAL .XXX +.002 -.002	PRODUCT F-1B/1				SHEET/LEVEL	
FRACTIONAL +.010 -.010	DRAWING # BBBS2				SERIAL NUMBER	
ANGULAR .5'	DATE	REV.	E.C.D. #	AUTH.	BY	CK

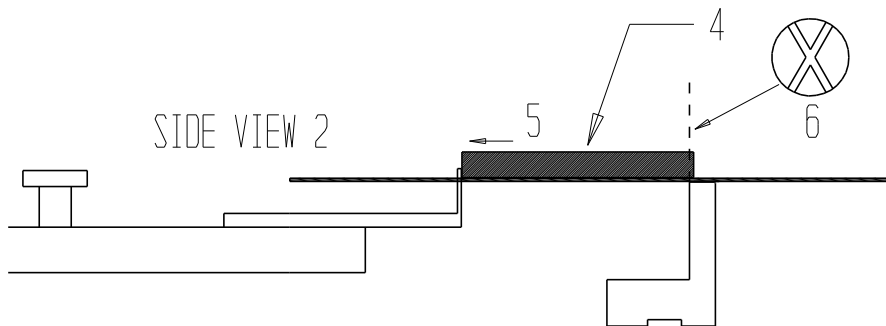
TOP VIEW



SIDE VIEW 1



SIDE VIEW 2



- 1- PLACE THE COMPONENT INTO THE NESTING AREA
NOTE: A BLOCK THAT MEASURES THE SAME AS THE BODY MAY ALSO BE USED
- 2- PUSH THE COMBED BACKSTOP AGAINST THE CERAMIC BODY
- 3- TIGHTEN THE LOCKING SCREW
- 4- REVERSE THE POSITION OF THE COMPONENT TO CERAMIC UP
- 5- BEFORE PROCESSING LIGHTLY "PULL" THE COMPONENT AGAINST THE BACKSTOP
- 6- THE PACKAGE SHOULD NEVER OVERHANG THE EDGE OF THE INSERT