



**fancort industries, inc.**

TM



# Fume Extraction Systems

The Future of Fume Extraction

# Fume Extraction Systems

## Health & Safety Legislation

Local and international health and safety legislation (such as COSHH, NIOSHH, OSHA etc) states that it is the employers responsibility to protect the health, welfare and safety of their employees. Failure to do so can result in expensive legal action, potential fines and poor employee relations.

## The Need for Fume Extraction

Many types of dust and fume are hazardous to health if inhaled. People can become permanently sensitised to fumes which means that continued exposure, even to very small amounts of fume, may cause asthma attacks or other respiratory diseases. A high performance fume extraction system will help to:

- ▶ Protect employee health.
- ▶ Ensure compliance with Health & Safety regulations such as OSHA, NIOSH, COSHH, MAK, AFNOR and HSG258 or equivalent.
- ▶ Increase production speeds.
- ▶ Reduce complaints by operators due to odours, dust and vapours.
- ▶ Avoid the possible cost of health compensation claims.
- ▶ Reduce the cost & time to clean laser lenses, conveyors, guarding, soldering machines and other equipment.
- ▶ Reduce product contamination.
- ▶ Provide a better working environment.
- ▶ Reduce downtime.

## Which Extraction System?

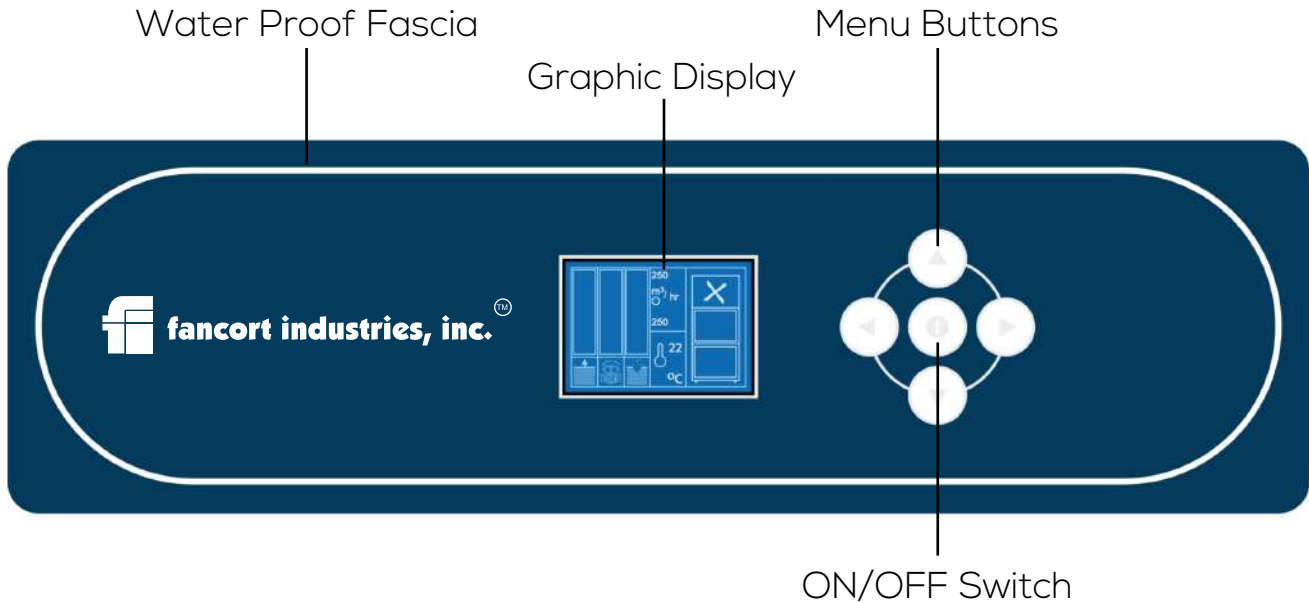
There are usually two types of extraction system available:

- ▶ External - pump contaminated air outside
- ▶ Internal - at source capture and filtration or LEV (local exhaust ventilation) system.

In our opinion the best system to use is an LEV system. These capture fumes at the source thereby preventing fumes escaping into the workplace. They also filter hazardous particles and gasses which would otherwise be pumped into the outside environment causing pollution. Using an internal filter system also avoids issues with environmental regulations and potential complaints from neighbouring businesses about fumes and odours. LEV systems sit next to the process and the extraction rate can be altered precisely to suit the application. Fancort machines are also easy to move if the process moves. LEV systems have additional benefits over external exhaust systems.

# Digital Control System

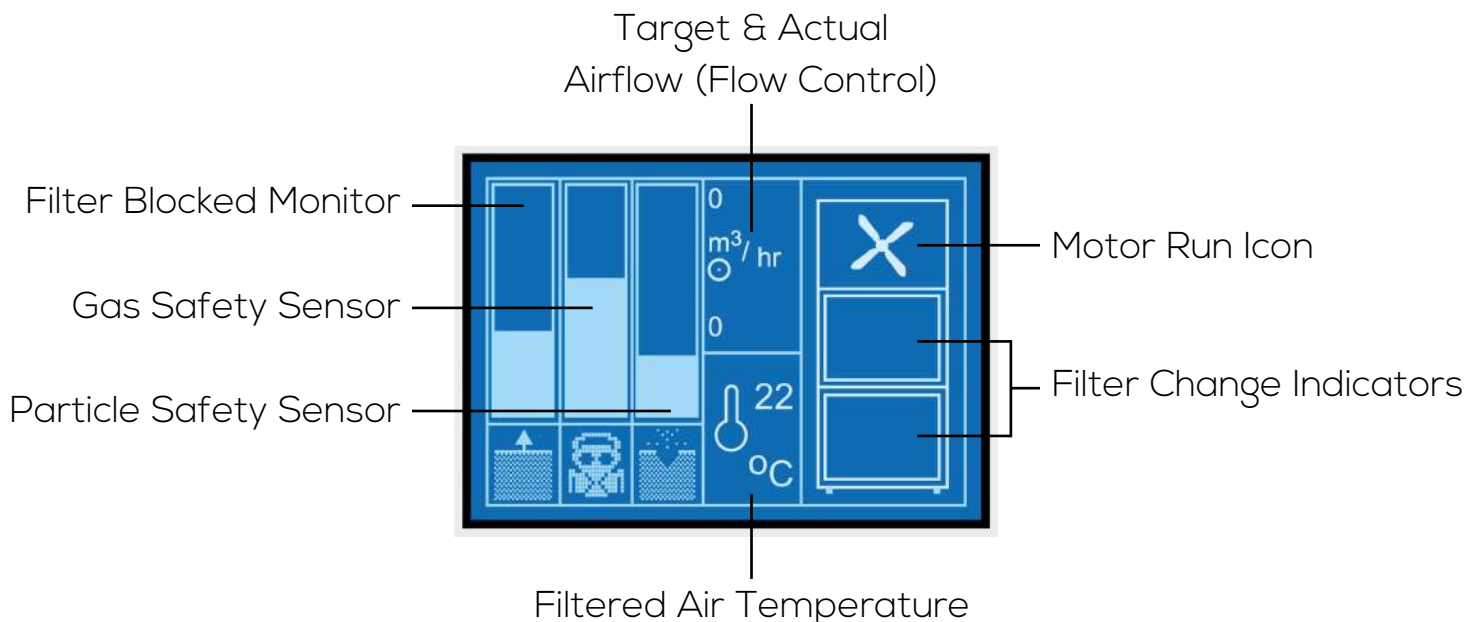
## Health & Safety Legislation



A dedicated control, monitoring and display system unique to Fancort fume extractors. All functions are fully automatic, all the user has to do is set the appropriate airflow on installation.

The Many features of this system are designed to:

- ▶ Protect people by constantly monitoring exhaust emissions.
- ▶ Maintain a constant airflow and lower energy consumption by using variable speed motors which also allow the use of a fully automatic flow control system.
- ▶ Show the operator at a glance the status of the machine via an advanced graphic display.



# Fume Extractors

Recirculating fume extraction is now extremely important with the rising concern for our environment and employee safety. Fancort Fume Extractors provide not only a flexible and portable process for plant redesigns and expansions, but also a more stable process by providing a controlled airflow to remove harmful fumes. All this while eliminating the added costs of building modifications, increased air handling systems.

## Model 200-400

- ▶ Automatic Flow Control maintains constant extraction rate.
- ▶ Adjustable Air Flow extends filter life.
- ▶ Blocked Filter Warning.
- ▶ Easy to change filters.
- ▶ Low energy consumption.
- ▶ Quiet operation.
- ▶ Welded stainless steel construction.
- ▶ Reverse Air Flow prevents condensation and extends filter life.
- ▶ Continuous run brushless motors.
- ▶ HEPA filtration removes 99.997% of particles down to .3 microns.
- ▶ Gas and particle sensors on exhaust.
- ▶ Filter Blocked Monitor.
- ▶ Gas Safety Sensor.
- ▶ Particle Safety Sensor.



Model 200/400

## Model 400i

- ▶ Automatic Flow Control maintains constant extraction rate.
- ▶ Adjustable Air Flow extends filter life.
- ▶ Blocked Filter Warning.
- ▶ Easy to change filters.
- ▶ Low energy consumption.
- ▶ Quiet operation.
- ▶ Welded stainless steel construction.
- ▶ Reverse Air Flow prevents condensation and extends filter life.
- ▶ Continuous run brushless motors.
- ▶ HEPA filtration removes 99.997% of particles down to .3 microns.
- ▶ Gas and particle sensors on exhaust.
- ▶ Filter Blocked Monitor.
- ▶ Gas Safety Sensor.
- ▶ Particle Safety Sensor.
- ▶ Motor Run Indicator.
- ▶ Airflow reading.
- ▶ Filtered air temperature.
- ▶ Quick-read visual display.
- ▶ Remote Machine Interface.



Model 400i

# Fume Extractors

## Model 800i

- ▶ Automatic Flow Control maintains constant extraction rate.
- ▶ Adjustable Air Flow extends filter life.
- ▶ Blocked Filter Warning.
- ▶ Easy to change filters.
- ▶ Low energy consumption.
- ▶ Quiet operation.
- ▶ Welded stainless steel construction.
- ▶ Reverse Air Flow prevents condensation and extends filter life.
- ▶ Continuous run brushless motors.
- ▶ HEPA filtration removes 99.997% of particles down to .3 microns.
- ▶ Gas and particle sensors on exhaust.
- ▶ Filter Blocked Monitor.
- ▶ Gas Safety Sensor.
- ▶ Particle Safety Sensor.
- ▶ Motor Run Indicator.
- ▶ Airflow reading.
- ▶ Filtered air temperature.
- ▶ Quick-read visual display.
- ▶ Remote Machine Interface.



Model 800i

## Model 1500i-2000i

- ▶ Automatic Flow Control maintains constant extraction rate.
- ▶ Adjustable Air Flow extends filter life.
- ▶ Blocked Filter Warning.
- ▶ Easy to change filters.
- ▶ Low energy consumption.
- ▶ Quiet operation.
- ▶ Welded stainless steel construction.
- ▶ Reverse Air Flow prevents condensation and extends filter life.
- ▶ Continuous run brushless motors.
- ▶ HEPA filtration removes 99.997% of particles down to .3 microns.
- ▶ Gas and particle sensors on exhaust.
- ▶ Filter Blocked Monitor.
- ▶ Gas Safety Sensor.
- ▶ Particle Safety Sensor.
- ▶ Motor Run Indicator.
- ▶ Airflow reading.
- ▶ Filtered air temperature.
- ▶ Quick-read visual display.
- ▶ Remote Machine Interface.



Model 1500i/2000i

# Fume Extractors

## Model 5000i

- ▶ Automatic Flow Control maintains constant extraction rate.
- ▶ Adjustable Air Flow extends filter life.
- ▶ Blocked Filter Warning.
- ▶ Easy to change filters.
- ▶ Low energy consumption.
- ▶ Quiet operation.
- ▶ Welded stainless steel construction.
- ▶ Reverse Air Flow prevents condensation and extends filter life.
- ▶ Continuous run brushless motors.
- ▶ HEPA filtration removes 99.997% of particles down to .3 microns.
- ▶ Gas and particle sensors on exhaust.
- ▶ Filter Blocked Monitor.
- ▶ Gas Safety Sensor.
- ▶ Particle Safety Sensor.
- ▶ Motor Run Indicator.
- ▶ Airflow reading.
- ▶ Filtered air temperature.
- ▶ Quick-read visual display.
- ▶ Remote Machine Interface.



Model 5000i

## Model Alpha 400

- ▶ Automatic Flow Control maintains constant extraction rate.
- ▶ Adjustable Air Flow extends filter life.
- ▶ Blocked Filter Warning.
- ▶ Easy to change filters.
- ▶ Low energy consumption.
- ▶ Quiet operation.
- ▶ Welded stainless steel construction.
- ▶ Reverse Air Flow prevents condensation and extends filter life.
- ▶ Continuous run brushless motors.
- ▶ HEPA filtration removes 99.997% of particles down to .3 microns.
- ▶ Gas and particle sensors on exhaust.
- ▶ Filter Blocked Monitor.
- ▶ Remote Machine Interface.



Alpha 400



# Fume Extractors

## Model Fume Buster

- ▶ Automatic Flow Control maintains constant extraction rate.
- ▶ Adjustable Air Flow extends filter life.
- ▶ Blocked Filter Warning.
- ▶ Easy to change filters.
- ▶ Quiet operation.
- ▶ Welded stainless steel construction.
- ▶ Reverse Air Flow prevents condensation and extends filter life.
- ▶ Continuous run brushless motors.
- ▶ HEPA filtration removes 99.997% of particles down to .3 microns.
- ▶ Gas and particle sensors on exhaust.
- ▶ Filter Blocked Monitor.
- ▶ Remote Machine Interface.
- ▶ Low energy consumption



Fume Buster

## Model Fume Cube

- ▶ Automatic Flow Control maintains constant extraction rate.
- ▶ Adjustable Air Flow extends filter life.
- ▶ Blocked Filter Warning.
- ▶ Easy to change filters.
- ▶ Low energy consumption.
- ▶ Quiet operation.
- ▶ Welded stainless steel construction.
- ▶ Reverse Air Flow prevents condensation and extends filter life.
- ▶ Continuous run brushless motors.
- ▶ HEPA filtration removes 99.997% of particles down to .3 microns.
- ▶ Gas and particle sensors on exhaust.
- ▶ Filter Blocked Monitor.
- ▶ Remote Machine Interface.



Fume Cube

# Fume Extractors

## Multi-Volt Fume Cube Max

- ▶ Automatic Flow Control maintains constant extraction rate.
- ▶ Adjustable Air Flow extends filter life.
- ▶ Blocked Filter Warning.
- ▶ Easy to change filters.
- ▶ Low energy consumption.
- ▶ Quiet operation.
- ▶ Welded stainless steel construction.
- ▶ Reverse Air Flow prevents condensation and extends filter life.
- ▶ Continuous run brushless motors.
- ▶ HEPA filtration removes 99.997% of particles down to .3 microns.
- ▶ Gas and particle sensors on exhaust.
- ▶ Filter Blocked Monitor.
- ▶ Remote Machine Interface.

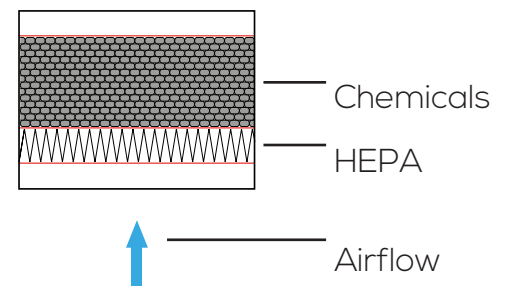
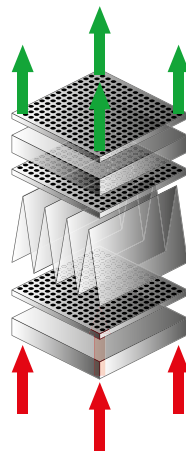


Fume Cube Max

## Main Filters

Fancort use specialised combinations of filter media to capture particles, gases and vapours generated by industrial processes such as laser engraving, laser marking, hand and machine soldering, ink jet printing and many others. Each filter has a unique serial number and is individually tested and certified to ensure performance and safety.

Fancort HEPA (High Efficiency Particulate Air) filter elements are precision manufactured from a pleated material that incorporates reinforcing strips which separate the pleats and help prevent airflow vibration or collapse. Additionally, air equalisation plates are used between the layers of media to further reinforce the filter housing and to distribute the airflow across the filter to ensure all of the filter media is used.



[www.fancort.com](http://www.fancort.com)

31 Fairfield Place West Caldwell, NJ 07006

[sales@fancort.com](mailto:sales@fancort.com)

(P) 1.888.FANCORT

(P) 973.575.0610