

# fancort Industries, Inc.

31 FAIRFIELD PLACE

WEST CALDWELL, N.J. 07006

(973) 575-0610

WWW.FANCORT.COM

FAX (973) 575-9234

## FLAT PACK SPECIFICATION SHEET

FA NUMBER \_\_\_\_\_

MANUFACTURER \_\_\_\_\_

Q-TECH

DWG NUMBER \_\_\_\_\_

QT625L

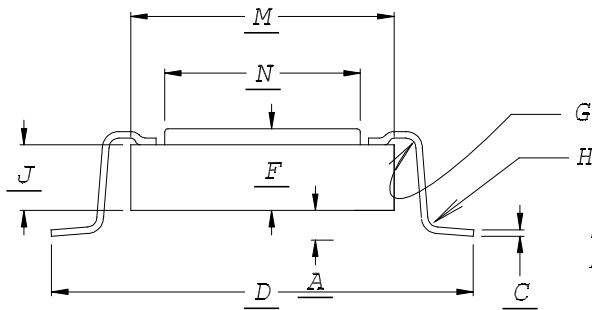
DATE \_\_\_\_\_

DRAWN BY FANCORT \_\_\_\_\_

CHECKED BY \_\_\_\_\_

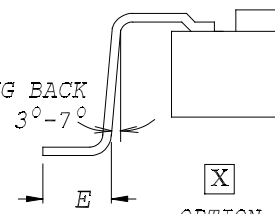
PACKAGE TYPE

TOP BRAZE



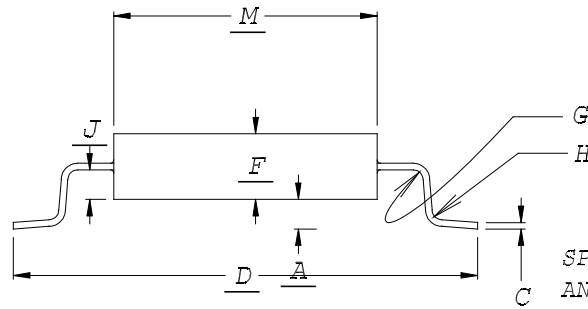
FOOT CONFIGURATIONS

SPRING BACK  
ANGLE 3°-7°

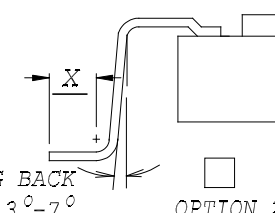


OPTION 1

SIDE EXIT

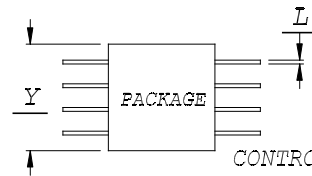
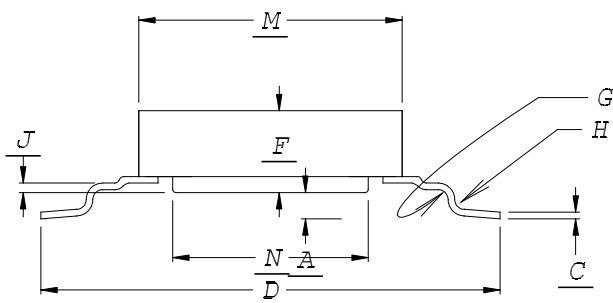


SPRING BACK  
ANGLE 3°-7°



OPTION 2  
JEDEC

BOTTOM EXIT



CUSTOMER SIGNATURE &  
DATE FOR ACCEPTANCE \_\_\_\_\_

CONTROLLING UNITS ARE [METRIC ] INCHES

LEADS TINNED  YES  NO

LEAD TYPE: FLAT

PACKAGE TYPE: METAL

ROUND

CERAMIC

TOE UP  0°-4°

PLASTIC

DOWN  0°-4°

GLASS SEAL

	DIM.	TOLERANCE
A	.010	.002
C	.010	.002
D	.835	.010
E	.050	.005
OPTION 1	X	-----
OPTION 2	X	-----
F	.150	MAX
G	.015	.002
H	.015	.002
J	.047	.007
M	.625	.005
N	-----	-----
PACKAGE LENGTH	Y	.625 .005
LEAD WIDTH	L	.018 MAX
PITCH		.050
# OF LEADS PER SIDE		10